

PRODUCT CODE:

GW020

PRODUCT SIZE:

105mmW x 98mmH x 75mmD

COLOUR OPTIONS:

Clear

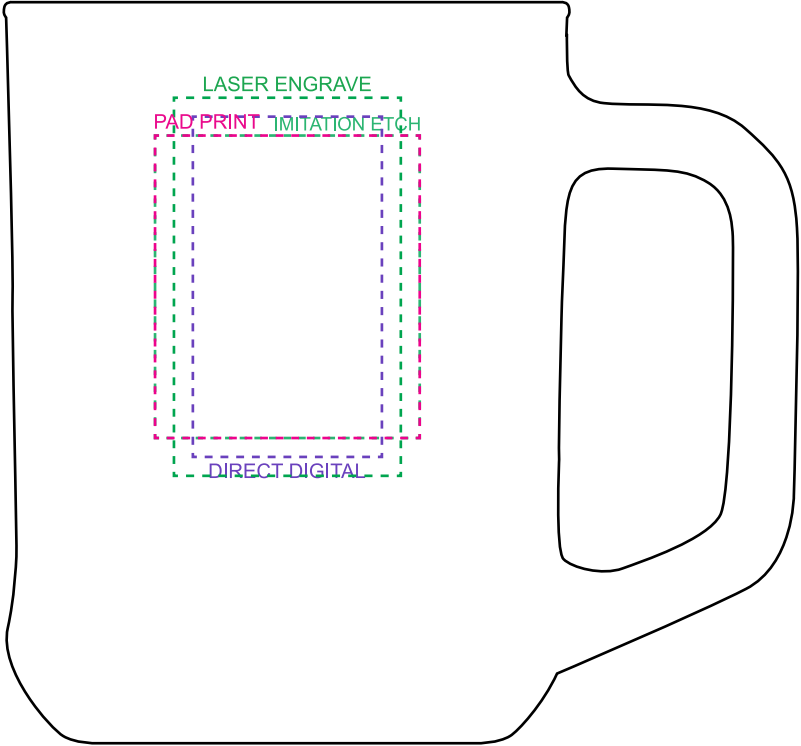
DECORATION AREAS:


Pad Print: 35mmW x 40mmH


Direct Digital: 25mmW x 45mmH

Laser Engrave: 30mmW x 50mmH

Imitation Etch: 35mmW x 40mmH



 Imitation Etch to tone-on-tone glass

 Engraves to tone-on-tone glass

100% ACTUAL SIZE

LINE DRAWING DISCLAIMER: Product line drawings are artistic representations and may not be to exact scale. While we strive for accuracy, variations may occur between the drawing and the actual product. Colours, dimensions, and details may differ due to monitor settings, manufacturing processes and other factors. We reserve the right to make modifications or improvements to our products, including design changes, without prior notice. The final product delivered to the customer may differ slightly from the drawing due to these adjustments. These product line drawings are intended for visual representation purposes only and should not be considered as binding representations or warranties. For precise details and specifications, please refer to the product description, or contact our customer service team prior to ordering. Any disputes arising from the interpretation or use of the product line drawings shall be subject to the terms and conditions outlined in our website. Dotted print area lines will not be printed, these are for max print guides only. Small details and/or text including trade marks may fill in and not be legible.